Practice 3-8

Constructing Parallel and Perpendicular Lines

Construct a line perpendicular to line *l* through point *Q*.

1.

2.

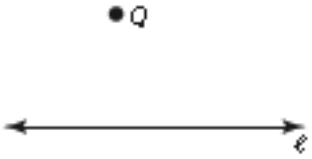

3.



Construct a line perpendicular to line *l* at point *T*.

4.

5.

6.

Construct a line parallel to line *l* and through point *K*.

7.

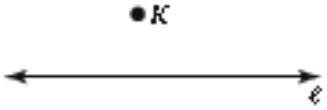

8.

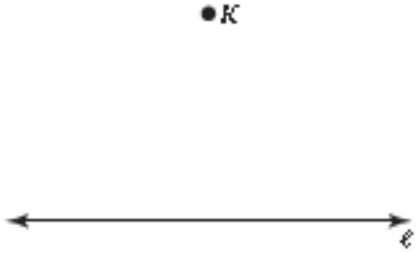

9.

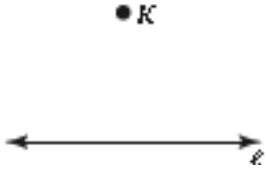

For Exercises 10–15, use the segments at the right.

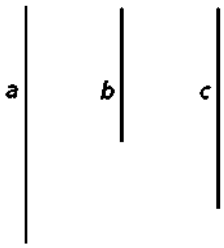

10. Construct a quadrilateral with one pair of parallel sides of lengths *a* and *b*.

11. Construct a quadrilateral with one pair of parallel sides of lengths *b* and *c*.

12. Construct a square with side lengths of *b*.

13. Construct a right triangle with leg lengths of *a* and *c*.

14. Construct a right triangle with leg lengths of *b* and *c*.

15. Construct an isosceles right triangle with leg lengths of *a*.

© Pearson Education, Inc., publishing as Pearson Prentice Hall. All rights reserved.